

WRITTEN: deadline by 4pm on November 15, 2016

Save your written report with your school name and team name.

Submit written presentation to teams@oxfordroboticschallenge.com

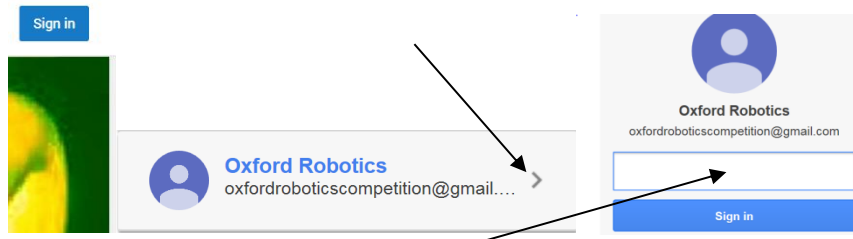
VIDEO: deadline by 4pm on November 15, 2016

High scoring teams create a video that:

1. Shows the robot in action, repeating the process;
2. Use precise language to describe what we are seeing;
3. Include the entire team in the video; Avoid the use of “gimmicks” such as overly intrusive music, graphics, or video tricks;
4. Keep it simple and to the point. You’ll be judged on how well it “communicates” to the viewer.
5. Videos should be no more than 10 minutes in length.
6. Upload it or deliver it by **4pm on November 15, 2016** or it cannot be judged.

Instructions on submitting your video to our YouTube account for judging:

1. Name your video with your school name and team name. Save it.
2. Click here: <http://www.youtube.com/user/OxfordRoboticsChalle>
3. See upper right screen, click “Sign In”; then
4. You may be asked to use an existing Google account. CAUTION: do not use any other account. **Click “Add An Account”** to use the “Oxford Robotics” Account
5. If your screen says “Oxford Robotics” Click on the right “>” to enter Sign in with the email account oxfordroboticscompetition@gmail.com

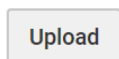


6. Password is: **2roboticsoxford#2** (Please don't share)

2016 Robot Challenge



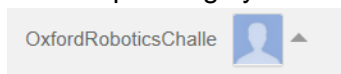
7. Click on “upload” at the top. REMEMBER to allow enough time for upload.



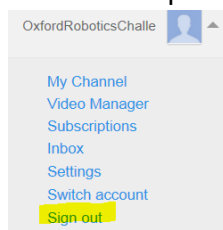
8. Please remember to make your video public.

A screenshot of the YouTube upload settings form. It shows fields for "Published on" (Nov 18, 2015), "Category" (Education), "License" (Standard YouTube License), and "Description". Below these is a "PRIVACY:" section with a dropdown menu set to "PUBLIC". An arrow points from the text "make your video public" to the "PUBLIC" option. At the bottom are "Save" and "Cancel" buttons.

9. Remember to **log out** when upload is completed. Screens may look different depending on the operating system. Click on:



10. From the drop down list, click “sign out”:



11. If you have trouble uploading to YouTube please contact us by email for assistance at video@oxfordroboticschallenge.com